

NAVAL PENTATHLON


MEN'S INDIVIDUAL

WED
20 JUL 2011

FINAL RESULTS

Rank	Bib No	Name	CDM Code	ORA	LSR	USR	SSR	ACCR	NP Points
1	45	CPO WESEMANN Matthias	GER	1226.0	1192.0	1349.0	1323.0	1125.0	6215.0
2	61	AB SLIWINSKI Jacek	POL	1166.0	1217.0	1320.0	1324.0	1125.0	6152.0
3	28	SG SANTOS Max	BRA	1189.0	1203.0	1307.0	1354.0	1098.0	6151.0
4	62	AB SZURMIEJ Mateusz	POL	1121.0	1204.0	1398.0	1306.0	1115.0	6144.0
5	74	SUB LT EKMAN Lars	SWE	1175.0	1203.0	1310.0	1328.0	1088.0	6104.0
6	48	PO PORSCHHOEFER Joerg	GER	1164.0	1238.0	1359.0	1299.0	1037.0	6097.0
7	46	SM GELLERT Giacomo	GER	1118.0	1209.0	1319.0	1337.0	1112.0	6095.0
8	64	AB MOREK Karol	POL	1206.0	1225.0	1286.0	1307.0	1064.0	6088.0
9	29	CB SANTANA Alex	BRA	1182.0	1210.0	1253.0	1354.0	1046.0	6045.0
10	27	SO LOURENCO Carlos	BRA	1204.0	1189.0	1260.0	1301.0	1060.0	6014.0
11	71	PTE LEVANDER Jesper	SWE	1064.0	1235.0	1342.0	1332.0	1028.0	6001.0
12	51	LT CAP MELAND Anders	NOR	1164.0	1177.0	1246.0	1336.0	1067.0	5990.0
13	63	AB ZIEBA Lukasz	POL	1181.0	1223.0	1326.0	1295.0	932.0	5957.0
14	25	CB MORAES Vinicius	BRA	1055.0	1216.0	1305.0	1317.0	1058.0	5951.0
15	79	LT JR CETIKLI Mehmet Deniz	TUR	1161.0	1192.0	1297.0	1259.0	1040.0	5949.0
16	50	KORP HUSTER Emil	NOR	1177.0	1168.0	1268.0	1300.0	1034.0	5947.0
17	73	PET OFF DANIELSSON Marcus	SWE	1068.0	1206.0	1331.0	1338.0	978.0	5921.0
18	26	CB TRIBUNO Dilvan	BRA	1125.0	1205.0	1298.0	1309.0	973.0	5910.0
18	40	SUB LT SJOBERG Joni	FIN	1131.0	1189.0	1280.0	1287.0	1023.0	5910.0
20	54	2LT ANGELTVEIT Andreas	NOR	1118.0	1164.0	1270.0	1290.0	1067.0	5909.0
21	47	PO ARENDT Bjorn	GER	1151.0	1178.0	1250.0	1289.0	1031.0	5899.0
22	36	LT NICOLAISEN Rune	DEN	1120.0	1160.0	1290.0	1290.0	1023.0	5883.0
23	78	PET OFF POYRAZ Sefa	TUR	1124.0	1205.0	1267.0	1293.0	991.0	5880.0
24	70	CAD STENBERG Henrik	SWE	1151.0	1189.0	1284.0	1274.0	971.0	5869.0
25	60	SEAMAN JANISZEWSKI Maciej	POL	1073.0	1189.0	1305.0	1251.0	1030.0	5848.0
26	53	LT ANMARKRUD Reidar	NOR	1040.0	1147.0	1233.0	1318.0	1082.0	5820.0
27	41	SR LT LEHTINEN Petri	FIN	1011.0	1212.0	1276.0	1287.0	998.0	5784.0





NAVAL PENTATHLON

MEN'S INDIVIDUAL

WED
20 JUL 2011


FINAL RESULTS

Rank	Bib No	Name	CDM Code	ORA	LSR	USR	SSR	ACCR	NP Points
28	75	ENSIPN SARIBEY Ali	TUR	1186.0	969.0	1238.0	1248.0	1128.0	5769.0
29	33	SUBOF SAVINELL Gabriel Fernando	ARG	1148.0	1124.0	1111.0	1247.0	1085.0	5715.0
30	77	LT JR GULMEZ Haldun	TUR	1143.0	1082.0	1255.0	1245.0	977.0	5702.0
31	76	LT BUYUKAYDIN Emre Ahmet	TUR	1082.0	1197.0	1265.0	1234.0	907.0	5685.0
32	42	SR LT SIMENIUS Mikko	FIN	1028.0	1159.0	1186.0	1228.0	1051.0	5652.0
33	30	CB ACOSTA Jorge Alberto	ARG	1040.0	1152.0	1167.0	1253.0	983.0	5595.0
34	35	PET OFF JOHANSEN Frederik	DEN	883.0	1201.0	1291.0	1242.0	901.0	5518.0
35	37	LT JENSEN Martin	DEN	964.0	1141.0	1204.0	1241.0	866.0	5416.0
36	65	LS S GOBA Siphwe	RSA	1073.0	1112.0	1125.0	1195.0	850.0	5355.0
37	34	CB MARTINEZ Sergio Oscar	ARG	1135.0	1065.0	974.0	1198.0	949.0	5321.0
38	59	PTI MAJEED Zeeshan	PAK	1073.0	1122.0	948.0	1157.0	880.0	5180.0
39	56	WEM(R)I HUSSAIN Ibrar	PAK	1101.0	1050.0	944.0	1115.0	873.0	5083.0
40	55	PO PTI MEHMOOD ABBASI Liaquat	PAK	1007.0	1110.0	1032.0	1044.0	814.0	5007.0
41	57	MEM I KHAN Alamgir	PAK	1029.0	968.0	928.0	1068.0	964.0	4957.0
42	52	2LT DALE OEN Robin	NOR	1107.0	1237.0	1322.0	1249.0	DNS	4915.0
43	66	LS S XHALA Siyabonga	RSA	1101.0	1013.0	990.0	1005.0	757.0	4866.0
44	31	CB PIMIENTA Ernesto Ignacio	ARG	1024.0	881.0	832.0	1152.0	921.0	4810.0
45	58	WEM(R)I MASOOD Kashif	PAK	1111.0	1023.0	700.0	1051.0	793.0	4678.0
46	32	CB AVALOS Mario Gabriel	ARG	715.0	1079.0	1061.0	1132.0	641.0	4628.0
47	43	SUB LT SORRI Sami	FIN	1162.0	1188.0	DNS	DNS	DNS	2350.0
48	72	PET OFF HERMANSSON Peder	SWE	DNF	DNS	DNS	DNS	DNS	

Legend:

ACCR	Amphibious Cross-Country Race	DNF	Did Not Finish	DNS	Did Not Start
LSR	Lifesaving Swimming Race	ORA	Obstacle Race	SSR	Seamanship Race
USR	Utility Swimming Race				






FINAL RESULTS-TEAMS

Rank	Bib No	Name	CDM Code	ORA	LSR	USR	SSR	ACCR	NP Points
1	POLAND		POL						24341.0
	61	AB SLIWINSKI Jacek		1166.0	1217.0	1320.0	1324.0	1125.0	6152.0
	62	AB SZURMIEJ Mateusz		1121.0	1204.0	1398.0	1306.0	1115.0	6144.0
	64	AB MOREK Karol		1206.0	1225.0	1286.0	1307.0	1064.0	6088.0
	63	AB ZIEBA Lukasz		1181.0	1223.0	1326.0	1295.0	932.0	5957.0
	60	SEAMAN JANISZEWSKI Maciej		1073.0	1189.0	1305.0	1251.0	1030.0	5848.0
2	GERMANY		GER						24306.0
	45	CPO WESEMANN Matthias		1226.0	1192.0	1349.0	1323.0	1125.0	6215.0
	48	PO PORSCHHOEFER Joerg		1164.0	1238.0	1359.0	1299.0	1037.0	6097.0
	46	SM GELLERT Giacomo		1118.0	1209.0	1319.0	1337.0	1112.0	6095.0
	47	PO ARENDT Bjorn		1151.0	1178.0	1250.0	1289.0	1031.0	5899.0
3	BRAZIL		BRA						24161.0
	28	SG SANTOS Max		1189.0	1203.0	1307.0	1354.0	1098.0	6151.0
	29	CB SANTANA Alex		1182.0	1210.0	1253.0	1354.0	1046.0	6045.0
	27	SO LOURENCO Carlos		1204.0	1189.0	1260.0	1301.0	1060.0	6014.0
	25	CB MORAES Vinicius		1055.0	1216.0	1305.0	1317.0	1058.0	5951.0
	26	CB TRIBUNO Dilvan		1125.0	1205.0	1298.0	1309.0	973.0	5940.0
4	SWEDEN		SWE						23895.0
	74	SUB LT EKMAN Lars		1175.0	1203.0	1310.0	1328.0	1088.0	6104.0
	71	PTE LEVANDER Jesper		1064.0	1235.0	1342.0	1332.0	1028.0	6001.0
	73	PET OFF DANIELSSON Marcus		1068.0	1206.0	1331.0	1338.0	978.0	5921.0
	70	CAD STENBERG Henrik		1151.0	1189.0	1284.0	1274.0	971.0	5869.0
	72	PET OFF HERMANSSON Peder		DNF	DNS	DNS	DNS	DNS	
5	NORWAY		NOR						23666.0
	51	LT CAP MELAND Anders		1164.0	1177.0	1246.0	1336.0	1067.0	5990.0
	50	KORP HUSTER Emil		1177.0	1168.0	1268.0	1300.0	1034.0	5947.0
	54	2LT ANGELTVEIT Andreas		1118.0	1164.0	1270.0	1290.0	1067.0	5909.0
	53	LT ANMARKRUD Reidar		1040.0	1147.0	1233.0	1318.0	1082.0	5820.0
	52	2LT DALE OEN Robin		1107.0	1237.0	1322.0	1249.0	DNS	4915.0
6	TURKEY		TUR						23300.0
	79	LT JR CETIKLI Mehmet Deniz		1161.0	1192.0	1297.0	1259.0	1040.0	5949.0
	78	PET OFF POYRAZ Sefa		1124.0	1205.0	1267.0	1293.0	991.0	5880.0
	75	ENSIPN SARIBEY Ali		1186.0	969.0	1238.0	1248.0	1128.0	5769.0
	77	LT JR GULMEZ Haldun		1143.0	1082.0	1255.0	1245.0	977.0	5702.0
	76	LT BUYUKAYDIN Emre Ahmet		1082.0	1197.0	1265.0	1234.0	907.0	5685.0
7	ARGENTINA		ARG						21441.0
	33	SUBOF SAVINELL Gabriel Fernando		1148.0	1124.0	1111.0	1247.0	1085.0	5715.0
	30	CB ACOSTA Jorge Alberto		1040.0	1152.0	1167.0	1253.0	983.0	5595.0
	34	CB MARTINEZ Sergio Oscar		1135.0	1065.0	974.0	1198.0	949.0	5321.0
	31	CB PIMIENTA Ernesto Ignacio		1024.0	881.0	832.0	1152.0	921.0	4810.0
	32	CB AVALOS Mario Gabriel		715.0	1079.0	1061.0	1132.0	641.0	4628.0
8	PAKISTAN		PAK						20227.0
	59	PTI MAJEED Zeeshan		1073.0	1122.0	948.0	1157.0	880.0	5180.0
	56	WEM(R)I HUSSAIN Ibrar		1101.0	1050.0	944.0	1115.0	873.0	5083.0
	55	PO PTI MEHMOOD ABBASI Liaquat		1007.0	1110.0	1032.0	1044.0	814.0	5007.0
	57	MEM I KHAN Alamgir		1029.0	968.0	928.0	1068.0	964.0	4957.0
	58	WEM(R)I MASOOD Kashif		1111.0	1023.0	700.0	1051.0	793.0	4678.0





NAVAL PENTATHLON

MEN'S TEAM

WED
20 JUL 2011


FINAL RESULTS-TEAMS

Rank	Bib No	Name	CDM Code	ORA	LSR	USR	SSR	ACCR	NP Points
9	FINLAND		FIN						19696.0
	40	SUB LT SJOBERG Joni		1131.0	1189.0	1280.0	1287.0	1023.0	5910.0
	41	SR LT LEHTINEN Petri		1011.0	1212.0	1276.0	1287.0	998.0	5784.0
	42	SR LT SIMENIUS Mikko		1028.0	1159.0	1186.0	1228.0	1051.0	5652.0
	43	SUB LT SORRI Sami		1162.0	1188.0	DNS	DNS	DNS	2350.0
10	DENMARK		DEN						16817.0
	36	LT NICOLAISEN Rune		1120.0	1160.0	1290.0	1290.0	1023.0	5883.0
	35	PET OFF JOHANSEN Frederik		883.0	1201.0	1291.0	1242.0	901.0	5518.0
	37	LT JENSEN Martin		964.0	1141.0	1204.0	1241.0	866.0	5416.0
11	SOUTH AFRICA		RSA						10221.0
	65	LS S GOBA Siphwe		1073.0	1112.0	1125.0	1195.0	850.0	5355.0
	66	LS S XHALA Siyabonga		1101.0	1013.0	990.0	1005.0	757.0	4866.0

Legend:

ACCR	Amphibious Cross-Country Race	LSR	Lifesaving Swimming Race	ORA	Obstacle Race
SSR	Seamanship Race	USR	Utility Swimming Race		





NAVAL PENTATHLON

WOMEN'S INDIVIDUAL

THU
21 JUL 2011


FINAL RESULTS

Rank	Bib No	Name	CDM Code	ORA	LSR	USR	SSR	ACCR	NP Points
1	15	SLT BUUNK Caroline	NOR	1214.0	1174.0	1350.0	1340.0	1004.0	6082.0
2	7	SGT PYYHTIA-SASSI Terhi	FIN	1195.0	1076.0	1394.0	1331.0	1000.0	5996.0
3	1	MN LIMA Simone	BRA	1148.0	1204.0	1424.0	1335.0	870.0	5981.0
4	19	2nd LTN BLOMQVIST Edith	SWE	1124.0	1201.0	1400.0	1292.0	964.0	5981.0
5	21	SGT NORDVALL Carolina	SWE	1074.0	1175.0	1430.0	1272.0	915.0	5866.0
6	20	PTE SJOHOLM Cecilia	SWE	1059.0	1212.0	1408.0	1281.0	876.0	5836.0
7	2	MN CORREA Manuella	BRA	1100.0	1202.0	1381.0	1283.0	832.0	5798.0
8	3	MN LESSA Jessica	BRA	1138.0	1140.0	1324.0	1272.0	910.0	5784.0
9	13	SLT HAMMERSLAND Linda	NOR	1094.0	1194.0	1358.0	1330.0	764.0	5740.0
10	8	CAD LINDSTROM Mari	FIN	1062.0	1111.0	1300.0	1287.0	954.0	5714.0
11	10	PO BAHLMANN Isabell	GER	1033.0	1185.0	1412.0	1251.0	768.0	5649.0
12	23	ENSIPN BAYRAK Sinem	TUR	1050.0	1059.0	1291.0	1231.0	760.0	5391.0
13	14	LT ELTARVAG Katrine	NOR	1052.0	1145.0	1075.0	1242.0	788.0	5302.0
14	4	LT JOERGENSEN Marie	DEN	1015.0	1151.0	1385.0	1244.0	482.0	5277.0
15	5	CPO PEDERSEN Mia	DEN	788.0	1177.0	1378.0	1259.0	633.0	5235.0
16	22	ENSIPN KOC Seda	TUR	1015.0	968.0	1206.0	1235.0	751.0	5175.0
17	16	CPO ROODMAN Chandre	RSA	868.0	1039.0	1206.0	1190.0	626.0	4929.0
18	17	LS McCUE Patricia	RSA	933.0	1129.0	1209.0	1162.0	475.0	4908.0

Legend:

ACCR	Amphibious Cross-Country Race	LSR	Lifesaving Swimming Race	ORA	Obstacle Race
SSR	Seamanship Race	USR	Utility Swimming Race		





NAVAL PENTATHLON

WOMEN'S TEAM

THU
21 JUL 2011

FINAL RESULTS-TEAMS

Rank	Bib No	Name	CDM Code	ORA	LSR	USR	SSR	ACCR	NP Points
1		SWEDEN	SWE						11847.0
	19	2nd LTN BLOMQVIST Edith		1124.0	1201.0	1400.0	1292.0	964.0	5981.0
	21	SGT NORDVALL Carolina		1074.0	1175.0	1430.0	1272.0	915.0	5866.0
	20	PTE SJOHOLM Cecilia		1059.0	1212.0	1408.0	1281.0	876.0	5836.0
2		NORWAY	NOR						11822.0
	15	SLT BUUNK Caroline		1214.0	1174.0	1350.0	1340.0	1004.0	6082.0
	13	SLT HAMMERSLAND Linda		1094.0	1194.0	1358.0	1330.0	764.0	5740.0
	14	LT ELTARVAG Katrine		1052.0	1145.0	1075.0	1242.0	788.0	5302.0
3		BRAZIL	BRA						11779.0
	1	MN LIMA Simone		1148.0	1204.0	1424.0	1335.0	870.0	5981.0
	2	MN CORREA Manuella		1100.0	1202.0	1381.0	1283.0	832.0	5798.0
	3	MN LESSA Jessica		1138.0	1140.0	1324.0	1272.0	910.0	5784.0
4		FINLAND	FIN						11710.0
	7	SGT PYYHTIA-SASSI Terhi		1195.0	1076.0	1394.0	1331.0	1000.0	5996.0
	8	CAD LINDSTROM Mari		1062.0	1111.0	1300.0	1287.0	954.0	5714.0
5		TURKEY	TUR						10566.0
	23	ENSIPN BAYRAK Sinem		1050.0	1059.0	1291.0	1231.0	760.0	5391.0
	22	ENSIPN KOC Seda		1015.0	968.0	1206.0	1235.0	751.0	5175.0
6		DENMARK	DEN						10512.0
	4	LT JOERGENSEN Marie		1015.0	1151.0	1385.0	1244.0	482.0	5277.0
	5	CPO PEDERSEN Mia		788.0	1177.0	1378.0	1259.0	633.0	5235.0
7		SOUTH AFRICA	RSA						9837.0
	16	CPO ROODMAN Chandre		868.0	1039.0	1206.0	1190.0	626.0	4929.0
	17	LS McCUE Patricia		933.0	1129.0	1209.0	1162.0	475.0	4908.0
8		GERMANY	GER						5649.0
	10	PO BAHLMANN Isabell		1033.0	1185.0	1412.0	1251.0	768.0	5649.0

Legend:

ACCR	Amphibious Cross-Country Race	LSR	Lifesaving Swimming Race	ORA	Obstacle Race
SSR	Seamanship Race	USR	Utility Swimming Race		

